Fechadura Frontal para Gaveteiro
F4020CR • F4021CR

Componente

Item	Componente	F4020CR	F4021CR
1	Tambor	01	01
2	Anel de acabamento	01	01
3	Barra	01	01
4	Peg H7mm	03	05
5	Parafuso de travamento	03	05
6	Suporte Peg	03	05
7	Suporte da barra	02	03
8	Chave	02	02

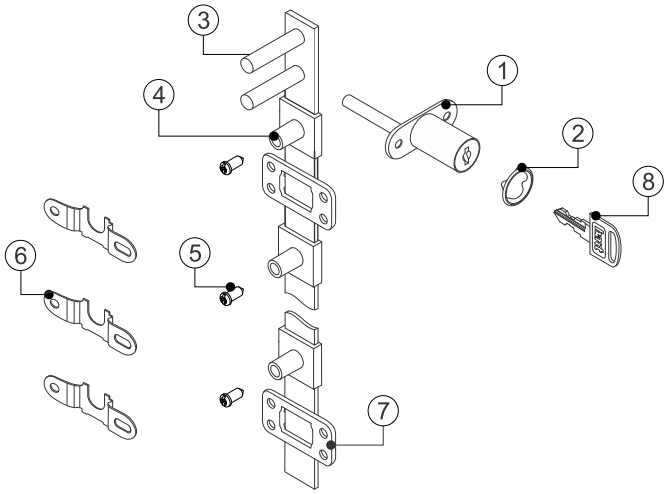

Dados do Produto

Acabamento	Cromado

Dimensões do sistema

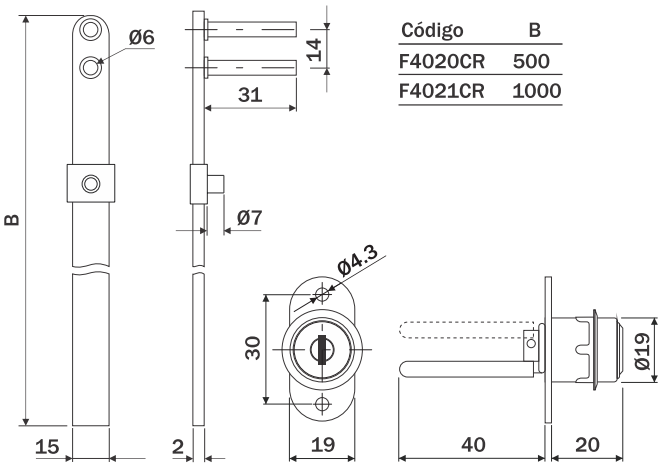

Código	B
F4020CR	500
F4021CR	1000

Canal de Instalação da barra

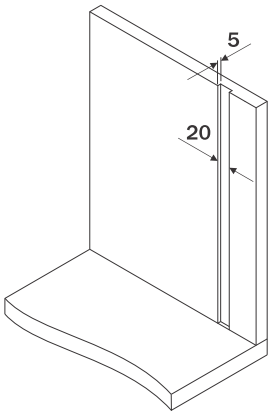

Furação Tambor
(frente da gaveta)

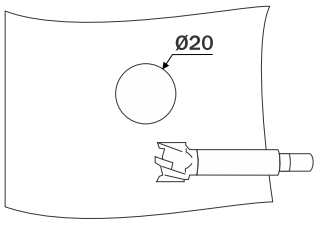

Utilize broca especifica para executar a furação.

Montagem

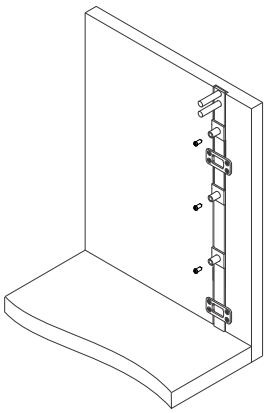

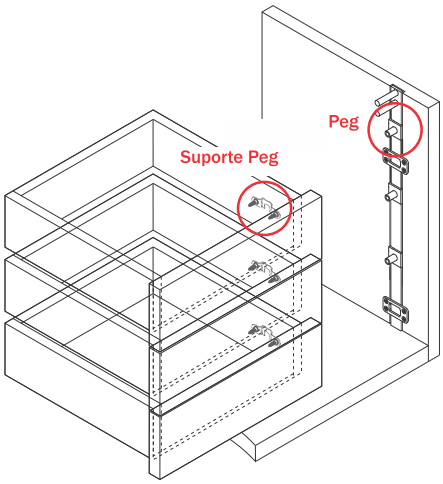

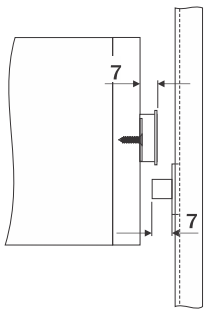

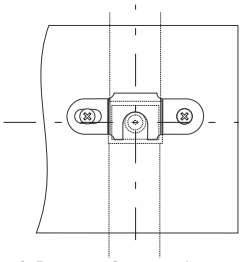

O Peg e o Suporte devem estar posicionados no mesmo eixo para o correto funcionamento do sistema.

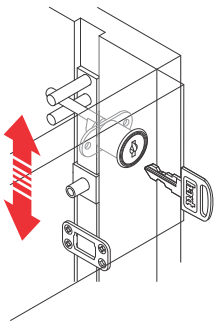

Abertura / Fechamento

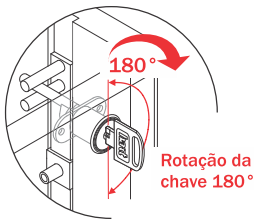

1 Fixe a barra na lateral do móvel, com os Peg's pré-posicionados, utilizando os suportes da barra.

2 Fixe os suportes laterais nas gavetas e então faça a regulagem dos Peg's.

Esta regulagem deve ser efetuada com a fechadura na posição " fechada".