Articulador Porta Basculante DELTA

Componente

Item	Componente	Quant.
1	Mecanismo de elevação (direita/esquerda)	02
2	Capas Laterais (direita/esquerda)	02
3	Placa de Fixação	02
4	Parafuso Ø4x35	10
5	Parafuso Ø4x16	08
6	Parafuso M4x11	08

Dados do produto

Código	Fator de Rendimento	Força
F0136BR - F0136CZ	3200 - 9000	F30

BR - Capa Branca / CZ - Capa Cinza

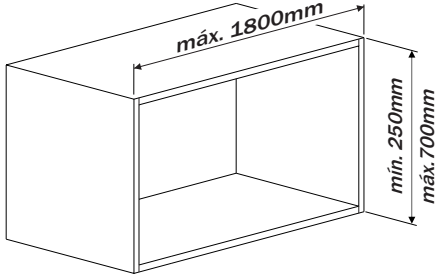

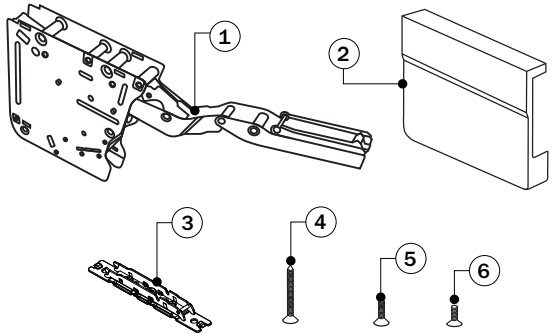

Fator de Rendimento

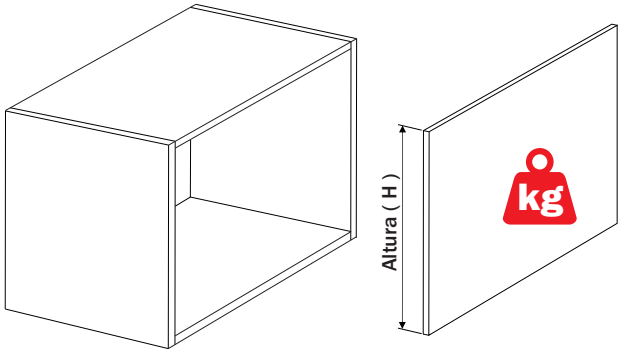

Cálculo do Fator de Rendimento

FR = H x KG

Exemplo :
450mm x 10kg = 4500
4500 é o Fator de Rendimento

Para a utilização deste produto o valor obtido deve estar entre 3200 a 9000.

Dimensões necessárias

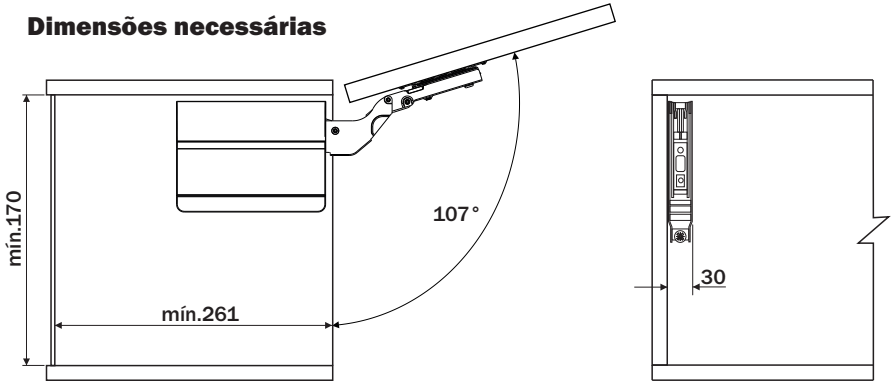

Lateral posicionamento

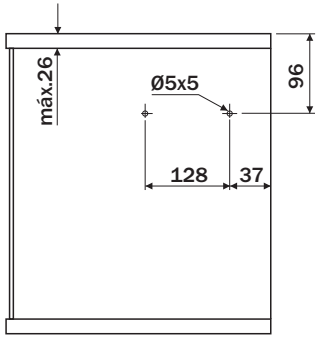

Lateral E fixação

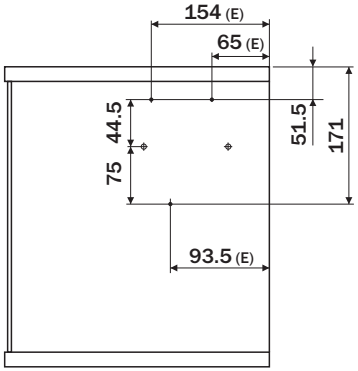

Lateral D fixação

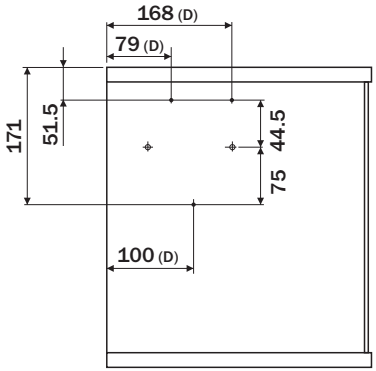

Porta

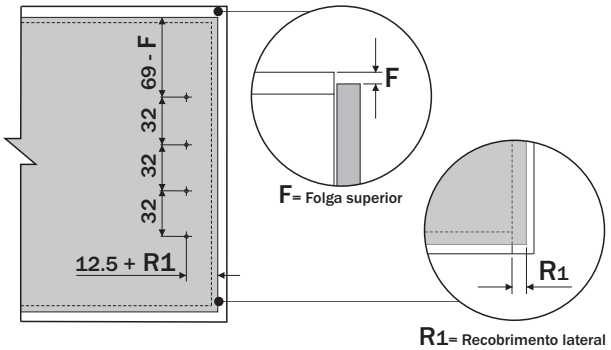

Espaço mínimo entre portas

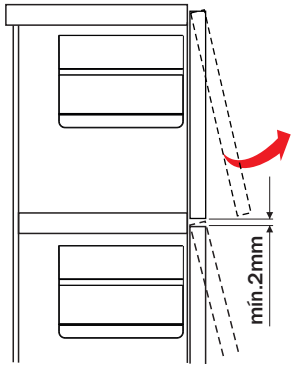

Valores referenciais. Para valores periféricos é necessária a realização de testes funcionais.

Articulador Porta Basculante DELTA

Instalação

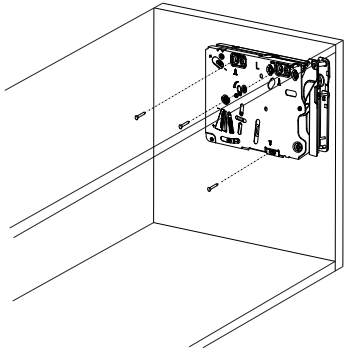

1 Posicione o mecanismo e efetue a fixação nas laterais utilizando os parafusos Ø4x35.

ATENÇÃO

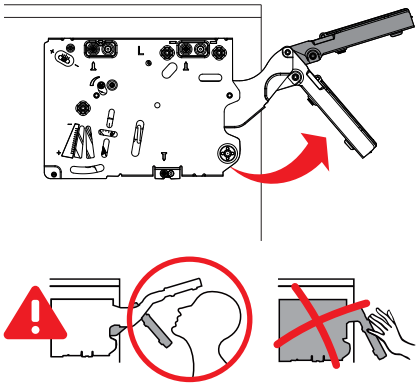

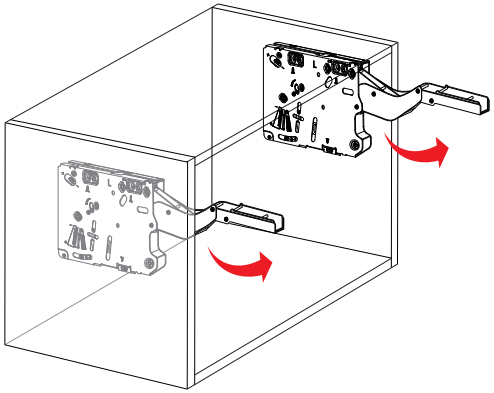

2 Os braços deste mecanismo podem se movimentar e causar ferimentos.
Levante os com cuidado para o encaixe da porta. Não empurre o braço para baixo sem a porta.

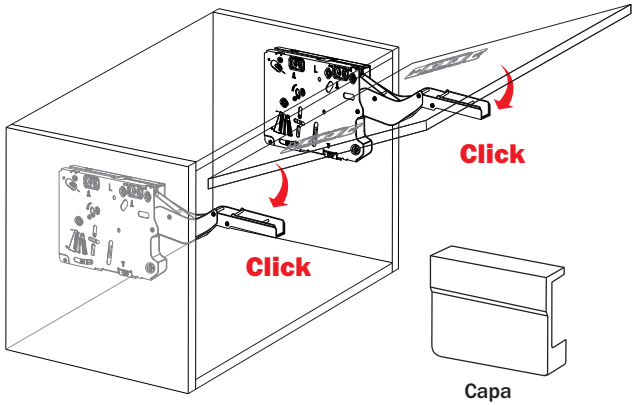

3 Posicione a porta e encaixe nas placas de fixação.
Após as regulagens encaixe as capas de acabamento.

Remoção da Porta

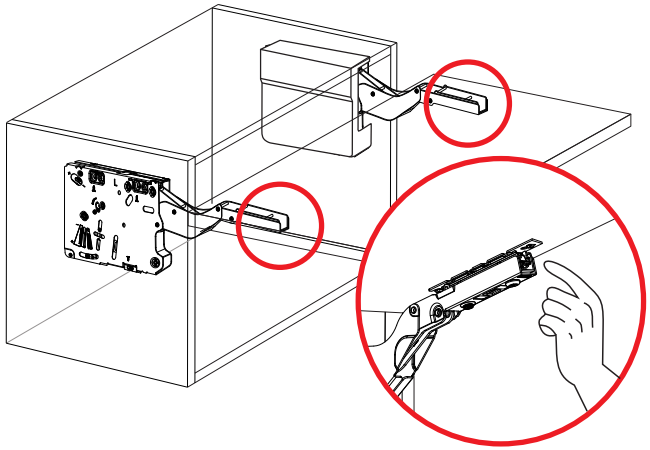

4 Soltar o clip dos braços para que a porta se solte da placa de fixação.
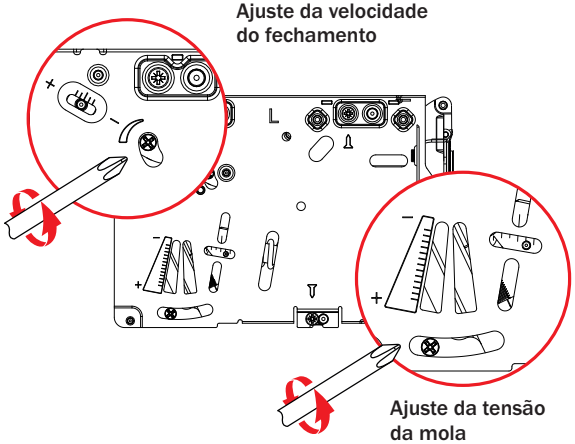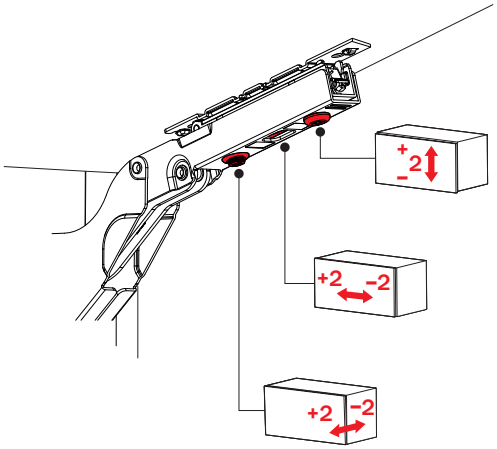
Regulagens